



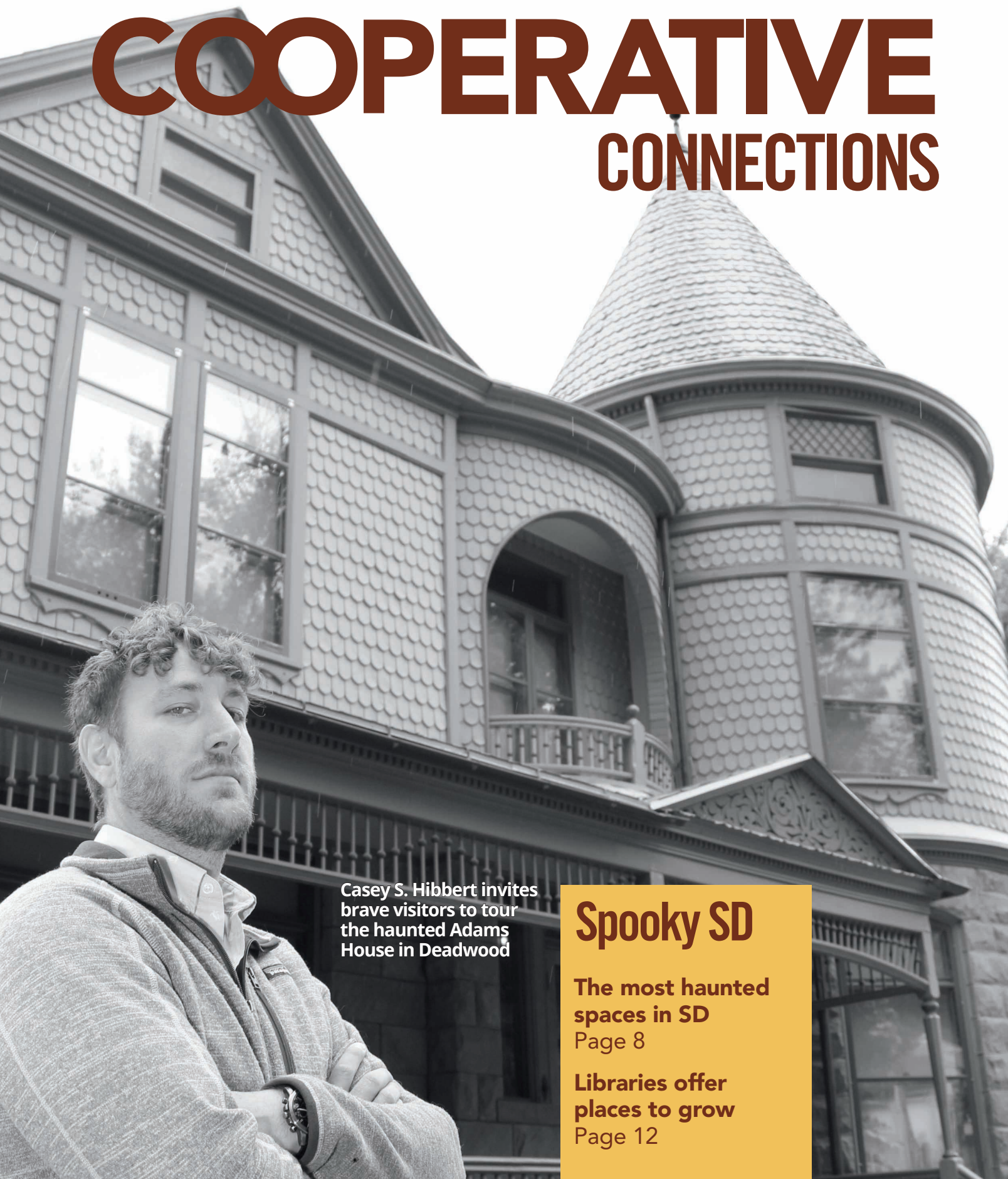
A Touchstone Energy® Cooperative



**RENVILLE-SIBLEY**

**OCTOBER 2021 VOL. 22 NO. 6**

# COOPERATIVE CONNECTIONS



Casey S. Hibbert invites  
brave visitors to tour  
the haunted Adams  
House in Deadwood

## Spooky SD

**The most haunted  
spaces in SD**

Page 8

**Libraries offer  
places to grow**

Page 12

# Line crew activities

The start of Renville-Sibley's 2021 construction season returned some level of normalcy with the hope that the worst of the 2020 Covid Pandemic is behind us. Renville-Sibley continues our commitment to deliver safe, reliable energy to our members.

Our annual inspection of equipment was completed in April. Federal requirements state that trucks over 26,000 pounds, as well as any trailer in combination with these trucks, need DOT inspections.



**Gene Alex**  
Line Superintendent

Renville-Sibley uses an overhead line patrol app to gather information while patrolling lines during the winter months. Items the linemen look for while patrolling the lines include broken conductors, broken poles, broken insulators, loose wires, tree issues and leaning poles. The linemen create service orders while patrolling to track issues that need repair and to document issues that are repaired on the spot.

Throughout Renville-Sibley's territory, there are 65 voltage regulators that require semi-annual maintenance. Voltage regulators assist in maintaining a consistent level of voltage to all member locations. Maintenance was completed in April of this year and has already begun for the fall of 2021.

In April, the crew started working on an overhead-to-underground mainline conversion in preparation for a new transmission line that will supply power to the newly built Wellington Substation located northwest of Fairfax. This project was completed by the end of May.

An ongoing project is to connect the Honnor Substation (near North Redwood) with the Henryville Substation (near Bechyn). The bridge construction on County Road 1 is now complete. However, we are still waiting for material to complete our portion of this project. In Camp Township, we've completed a 4.5-mile overhead-to-underground work plan project, an additional 1 mile overhead-to-underground conversion due to road re-shaping and tree mitigation, as well as a line relocation due to another county bridge project.

In May and June of this year, Renville-Sibley completed two single-phase tie line projects in Henryville and Beaver Falls Townships. Tie-lines are important as they allow the electricity to flow from multiple sources to ensure consistent and reliable energy to our members.

Renville-Sibley completed a line upgrade project to move load from the Birch Cooley Substation to the new Wellington Substation. This required

a 3-phase overhead-to-underground conversion and relocation of a distribution switch. The new Wellington Substation was commissioned on July 28 by East River Electric. Once commissioned, Renville-Sibley was able to complete the first of four new construction projects. This project was a single-phase to three-phase line upgrade and was completed in July. These projects will allow Renville-Sibley to tie both Wellington and Cairo Substations together.

I encourage any member wanting to schedule a service upgrade to contact Renville-Sibley as soon as possible as lead times for cable and transformers are exceeding six months. When contacted, there may be several questions during the quote process, including added load, relocation of service, electrician to be used, etc., which can cause this process to take anywhere from 2-3 weeks.



Renville-Sibley's linemen receive training at the new Wellington Substation.

STAR Energy is the engineering consultant we use to help design and maintain our system. The implementation of below-ground pole testing is underway. This will be the third year of a 10-year plan to inspect poles. The rejection rate through the first two years was 3 percent. We expect to test around 1,636 poles this fall. This is mostly done with a ranger or some form of 4-wheel off-road vehicle. The inspector will be in the Olivia and Danube areas. Please call the office if you have any questions during this process. 725800

Remember to also contact Gopher State One Call (GSOC) at 1-800-252-1166 or go to [www.gopherstateonecall.org](http://www.gopherstateonecall.org) any time before you dig.

Have a safe and successful harvest season.

## COOPERATIVE CONNECTIONS

### RENVILLE-SIBLEY CO-OP POWER

(USPS 019-074)

#### Board of Directors

Roger Manthei – Chair  
Wayland Zaske – Vice Chair  
Alan Neyers – Secretary/Treasurer  
Gary Eekhoff  
Matt Haubrich  
Whitey Hinderman  
Gary Peterson  
Kylie Rieke  
Helen Ruebel

#### Renville-Sibley Employees

Gene Allex – Line Superintendent  
Brian Athmann – Journeyman Lineman  
Shawn Beckler – Crew Chief  
Mike Benson – Journeyman Lineman  
Brad Braulick – Crew Chief  
Nick Bruns – Systems Coordinator  
Anthony Carruth – Journeyman Lineman  
Amy Ervin – Consumer Accounts Representative  
Brayden Fischer – Journeyman Lineman  
Cindy Mertens – Administrative Services Manager  
DeeAnne Newville – CEO  
Clint Olson – Journeyman Lineman  
Kathy Ridl – Office Assistant  
Shane Suess – PT Janitor  
Lenae Wordes – Communications Manager

RENVILLE-SIBLEY COOPERATIVE CONNECTIONS is published monthly by Renville-Sibley Co-op Power Association, 103 Oak Street, Danube, MN, 56230 for its members. Electric cooperative members devote 50 cents from their monthly electric payments for a subscription. Non-member subscriptions are available for \$6 annually. Periodicals Postage Paid at Danube Post Office, Danube, MN 56230 and at additional mailing offices. POSTMASTER: Send address changes to: Renville-Sibley Cooperative Connections, PO Box 68, Danube, MN 56230; Telephone (320) 826-2593; Toll Free 1-800-826-2593; Fax (320) 826-2679.

**Web site:** [www.renville-sibley.coop](http://www.renville-sibley.coop)

This institution is an equal opportunity provider and employer.

## August member events

It sure was great to be able to offer a couple of events for the membership after an absence in 2020 due to the Covid-19 pandemic.

The annual Farmfest event was held on August 3 – 5 next to the Gilfillan Estate near Morgan, MN. A group of 12 electric cooperatives join together to sponsor a booth at the event. In the booth this year were 5 different electric devices to register to win. Also on display was an Electric Vehicle (EV) charger and information on EV charging and the value of electricity. It was great to see the many people who passed through our booth during the Farmfest event.

On Thursday, Aug. 12, the annual Family-a-Fair event was held. This event brought the membership together to attend the Renville County Fair. It was a beautiful evening to attend the fair. A total of 407 people entered the gates of the fair FREE of charge. Each person also received a coupon worth \$1 off

at either the pork producers or dairy stand. That evening, 199 coupons were turned into the pork producers stand and 203 coupons were redeemed at the dairy association stand. All members who came to the fair that evening were



Members wait to get their FREE pass into the Renville County Fair.

registered for a \$50 energy credit with those 12 and under registering for a kids prize. The winner of the \$50 energy credit was David Brown. The winner of the kid's drawing was Ben VanOverbeke.

## Thank You to Renville-Sibley

Thanks so much for donating to our Dayz of Thunder weekend again this year! We appreciate the support and can only host our weekend with donations like yours! Everyone had a great time!

### The Fairfax Dayz of Thunder Committee

To Operation Round Up: Thank you so very much for supporting student enrichment activities in our region. After the crazy covid year, we feel our events are even more important for the 2021-22 school year. I'll email pictures after

the events this year that you can share with your membership if you wish. Thanks again!

**Shelly Maes, Executive Director  
SWWC Foundation**

To Operation Round Up: Thank you for your generous donation to the Cedar Mountain Area Imagination Library. This helps to allow over 60 preschoolers with the opportunity to receive a monthly book. We appreciate your support of this program. Thanks again.  
**Cedar Mountain Area Imagination Library**

# Practice fire safety this fall and winter

When the weather turns colder, you inevitably start hearing more news about house fires. Even a small fire can be devastating.

Most house fires are caused by cooking that gets out of hand, according to the National Fire Protection Association. But the second most common cause is materials in the home that catch fire. This often occurs when a heat source, such as a space heater or flying embers from a fireplace, comes into contact with fabric or paper, which then ignite. Once a fire starts, it can move so rapidly that even the best efforts to put it out may fail.

When it comes to old houses, the risks are even higher. The older the wood is that a house is constructed of, the faster it burns. Once flames invade the walls of an old house, they move with frightening speed.

Fire protection in any home is absolutely necessary, but even more careful precautions should be taken if your house is older. Here's how to help ensure the safety of your house and everyone in it.

**Smoke detectors.** These are the first and best line of defense; they allow you to get out of the house at the first whiff of smoke. The NFPA found that six in 10 deaths in house fires occurred in homes that did not have working smoke detectors. Go beyond the federal recommendations and put a smoke detector in every room. Stay on the even safer side by opting for those that detect both smoke and carbon monoxide.

**Fire extinguishers.** Keep small fires from getting out of control with fire extinguishers that are easily accessible. Choose several fire extinguishers that are light enough for even kids to handle. Make sure they have simple pull mechanisms that don't require much strength. Look for fire extinguishers that work for various parts of the house; for instance, an extinguisher in the kitchen should be able to handle grease fires.

**Install arc-fault interrupters.** These ingenious little gadgets detect the electrical arcing that occurs when an old wire buried deep in your wall begins to fail. Speak with an electrician about where best to install interrupters and how your particular ones work.

**Maintain it all.** Finally, test everything on a regular basis. Smoke detectors should be tested every month, their batteries replaced every six months, and old smoke detectors replaced every 10 years. Opt to purchase an extra fire extinguisher so your family can take it to the backyard and practice using it.

**Have a plan.** What if the worst happens and those smoke detectors go off? Have a plan to get out fast. Make sure those on upper floors have a fire ladder that can get them safely to the ground. Designate a meeting place for all family members, and practice your safety plan at least once every six months.

Does all of this sound like overkill? It's not! Fire safety is imperative year-round for every home. Your home deserves to have the care required to keep it safe and sturdy, but more importantly, your family deserves the peace of mind that comes from knowing they are protected in an emergency.

## WE'VE GOT SD COVERED



South Dakota's electric cooperatives deliver affordable, reliable power to our members in every corner of the state. But we do so much more!

Visit our Co-op Connections Plus YouTube channel and you'll see co-ops in action providing valuable consumer information at Dakotafest and the South Dakota State Fair. You'll see co-ops at local community events and youth leadership programs. We've got South Dakota covered!

Simply scan the QR code to the right and be sure to subscribe!



### Call 911 before you dig!

**Fletcher Nutt**

Fletcher reminds readers of Cooperative Connections to be sure to call 911 before digging. Fletcher's parents are Donald Nutt and Amanda Larron of Sioux Falls.

Kids, send your drawing with an electrical safety tip to your local electric cooperative (address found on Page 3). If your poster is published, you'll receive a prize. All entries must include your name, age, mailing address and the names of your parents. Colored drawings are encouraged.

# PERFECT PASTA PICKS

## RATTLESNAKE PASTA

### Ingredients:

1/4 c buttery spread  
2 T all-purpose flour  
3/4 c dairy milk  
1/2 c vegetable broth  
1 T vegetable base  
1/2 c Parmesan cheese, shredded  
salt, to taste (optional)  
pepper, to taste (optional)  
1/4 c pickled jalapeno slices  
3 T minced garlic  
10 oz. cooked rotisserie chicken, shredded  
1 green bell pepper, sliced  
1 red bell pepper, sliced  
1 handful fresh cilantro, minced  
1 pound whole-wheat linguini, cooked

### METHOD

In medium pot, melt buttery spread then add flour; mix well. Slowly add dairy milk and vegetable broth, stirring well. Add vegetable base and Parmesan cheese; heat slowly until thickened. Add salt and pepper, to taste, if desired. Add jalapenos, garlic, bell peppers and roasted chicken; heat thoroughly. Serve over cooked linguini.

### Family Features

## HERB BAKED CHICKEN AND PASTA

### Ingredients:

2 cups uncooked medium pasta, such as rotini, penne or ziti  
1 pound uncooked boneless skinless chicken breasts, cut into 1-inch cubes  
2 cups shredded mozzarella cheese, divided  
1 1/2 cups water  
1 package McCormick® Italian Herb Baked Chicken & Pasta Seasoning Mix  
1 can (14 1/2 ounces) petite diced tomatoes, undrained

### METHOD

Preheat oven to 375°F. Place pasta, chicken and 1 cup of the cheese in 13x9-inch baking dish. Mix water, Seasoning Mix and tomatoes until well blended. Pour over pasta and chicken. Stir to coat well, making sure most of the pasta is covered with sauce. Cover with foil. Bake 45 minutes or until chicken is cooked through. Remove foil and stir. Sprinkle with remaining 1 cup cheese. Bake, uncovered, 5 minutes longer or until cheese is melted. Let stand 5 minutes. (Sauce will continue to thicken upon standing.)  
[mccormick.com](http://mccormick.com)

## SPAGHETTI PIE

### Ingredients:

6 oz. spaghetti  
2 T. butter  
2 well beaten eggs  
1/3 c. Parmesan cheese  
1 c. cottage cheese  
1 lb. ground beef  
1/4 c. chopped green pepper  
1/2 c. chopped onion  
2 c. chopped tomatoes  
1 tsp. sugar  
1 tsp. oregano  
1/2 tsp. garlic salt  
1/2 c. shredded mozzarella

### METHOD

Cook spaghetti, drain. Stir in butter, Parmesan cheese and eggs. In buttered 10 inch pie plate, form the mixture into a crust. Spread the cottage cheese over crust. Cook beef until browned. Drain fat. Stir tomatoes, sugar, oregano and garlic salt into cooked beef. Put all in spaghetti crust. Bake 350 degrees for 25 minutes. Add mozzarella and cook five minutes more or until cheese is melted. Bulk sausage may replace ground beef.

Linda Sherry, Sioux Falls

Please send your favorite dairy recipes to your local electric cooperative (address found on Page 3). Each recipe printed will be entered into a drawing for a prize in December 2021. All entries must include your name, mailing address, phone number and cooperative name.

## Update your contact information

In the utility business, we know rough weather will occur and sometimes power outages simply can't be avoided. There are steps you can take to ensure your electricity is restored as quickly and safely as possible.

One step is by keeping your contact information up to date. Not only does this help us when notifying you of planned outages for repairs and maintenance, but it also assists in a quicker response when calling in a power outage after hours. After-hour calls go to Cooperative Response Center (CRC). Your account information automatically shows if the phone number you are calling from is tied to your account in our software system. If we don't have the correct phone number linked to your home address, it can make your call to CRC a little more time-consuming as they search for your account. Another step to a speedy response when calling in your power outage is to have your account number available.

Your contact information and account number are located on your electric statement. Please review your contact information and let us know if this information needs to be updated. You can update the information on your return stub or by calling our office at 800-826-2593.

## NOTICE

If you receive a call stating you have a past due balance and will be disconnected soon if you do not pay over the phone, hang up the phone. Call the Renville-Sibley office at 800-826-2593 or 320-826-2593 to verify the status of your account.

## Comparative Report

	Current YTD through July 31, 2021	One Year Ago YTD through July 31, 2020	10 Years Ago YTD through July 31, 2011
average # of Consumers	1,882	1,882	1,928
kWhs purchased	104,769,904	91,535,479	93,123,526
Cost of purchased power	\$6,762,290.83	\$5,623,222.74	\$4,185,611.62

## The pros and cons of app-enabled lighting

Out of all the smart home technologies available, smart lighting is one of the easiest to integrate into your home. Smart lighting can be controlled by voice command, through your smart phone or through a smart home hub (like Amazon Alexa), making them easy to control. They are also among the most affordable smart home devices, starting at about \$10 per bulb.

One of the most useful aspects of smart lighting is the ability to control the lighting while you're away. For example, if you leave for work and forget to turn off, you can easily turn them off with a few taps on a smartphone. Alternatively, if you're traveling but want to appear as if you're home, you can turn on your lights at a certain time.

Similarly, many smart lights offer the option for a customizable schedule. Consumers can schedule lighting to turn on or off at certain times of the day. For instance, turning off all the lights just before bedtime, or scheduling the lights to turn on just before returning home from work.

To increase safety at home, many smart light bulbs have motion-detection technology. This feature can be programmed to send an alert to your phone when the smart lighting detects an unexpected motion, either inside or outside the home.

Beyond the more practical applications, smart lighting can be fun to use. Bulbs are available in a variety of colors and dimming options that can help set different themes or moods, from an exciting bright white to a calming dim light. Various color temperatures can potentially help with winding down at night and improving sleep quality.

With all the benefits of smart lighting, there is also a higher price tag compared to regular light bulbs. Most options use LED bulbs, which are more expensive but use less energy than traditional incandescents and need to be replaced less often. Incandescent bulbs cost about \$1; however, their life spans are relatively short at around 1,000 hours. LED bulbs typically start at about \$2.50 per bulb, but their life spans are almost 25 times longer.



Some smart bulbs may have minor technical issues, such as not properly responding to a voice command. However, sticking with reputable brands should ensure a well-functioning light bulb. Another factor to consider is not all smart lighting options are compatible with dimmers since smart bulbs come with their own built-in dimming mechanisms. This could lead to inconsistent lighting between smart and regular bulbs and could cause smart lights to flicker if they clash with the existing dimmer switch. To prevent this, avoid placing smart bulbs in fixtures that already have a dimmer switch.

# Farm Safety

## Oh, give me a home where the buffalo roam

We don't have to remind those who work the land and raise livestock that they have a potentially dangerous occupation. However, due to the nature of the job, and because of long days and tiring work, here are some reminders about electrical dangers.

### OVERHEAD POWER LINES

If you make contact with a power line, guy wire, power pole, electrical box or any other electrical equipment, do not get out of your cab or truck. Stay put and call 9-1-1 to dispatch the local utility to de-energize the power. If you must get out due to smoke or fire, make a solid jump out without touching any part of the tractor or vehicle, and hop away as far as you can, keeping both feet together as you hop. Another option (after you make a clean exit) is to shuffle or waddle away while keeping your feet together and on the ground.

Once you are out, never try to re-enter the cab or truck. Remember: If your machinery or vehicle comes in contact with a power line or other utility equipment, do not get out of the cab. Stray power could energize your equipment and the ground. Call 9-1-1 and wait for us to arrive and cut the power so that you can safely exit your tractor or vehicle.

### DETERMINE PROPER CLEARANCE

Contact us to measure power line heights; do NOT do this yourself. Once you know the heights, you can determine appropriate equipment, implement and extension clearances. Always maintain at least 10 feet between the power line and the tallest height of the equipment that will be transported. Keep in mind that due to wear, age and even weather conditions, power lines can change height. Please contact us with any concerns and always have a spotter.

### CALL US BEFORE MOVING OR ADDING A GRAIN BIN

The National Electrical Safety Code addresses grain bins and their proximity to

power lines with very specific requirements. The requirements are in place to help keep farmers safe: to decrease the chances of farming equipment and machinery coming in contact with power lines. If you are planning on building a new grain bin or remodeling around an area that already has one, contact Renville-Sibley Cooperative Power Association at 800-826-2593. We can help with specific code requirements. The taller a grain bin, the farther it must be placed from a power line.

### ALWAYS DIG SAFELY

Whether you are installing new fence posts or using large tillage tools, call 811 before you dig to have underground utilities marked. Even if you think you know where buried gas, power and other lines are, don't rely on your memory. Get all utilities marked so that you know for sure. Utility locators dispatched by 811 do not mark private lines.

### USE STANDBY GENERATORS WITH CARE

If you have a standby generator to provide essential power during an outage, be sure to correctly use the transfer switch. Once you properly engage the switch, it stops your farm's generated power from entering utility lines, aka backfeeding, which can electrocute lineworkers who are working to restore power.

For more information about electrical safety, visit [SafeElectricity.org](http://SafeElectricity.org).

### GENERAL SAFETY

- Check and maintain equipment, especially electric cables and hydraulic hoses that have cracks or show other

signs of wear.

- Always have someone nearby when entering grain bins or other high-risk areas.
- Check all buildings and grounds for fire hazards and hazardous materials.
- Assess how any chemicals are stored and make sure children and animals can't access them.
- Make a list of chemicals for firefighters in case a fire breaks out on your farm.
- Establish a safety boundary around gas and fuel tanks.
- Don't skimp on safety: wear eye and ear protection, gloves, and face masks and respirators when appropriate.



- Shield all PTO-powered machinery and keep others away.
- Outfit tractors and trucks with fire extinguishers.
- Never exit a tractor or truck without placing it in park or engaging the emergency brakes.
- Discuss safety concerns with children and explain safe operating procedures. You can never start too young, and they watch what you do.

*General safety tips source: Hobby Farms*



# SEARCHING FOR SPOOKS

Casey S. Hibbert peers out into the natural world through a window in the top floor of the haunted Adams House in Deadwood. *Photos by Billy Gibson*

## Paranormal enthusiasts search for signs of the hereafter in SD's haunted spaces

**Billy Gibson**

[billy.gibson@sdrea.coop](mailto:billy.gibson@sdrea.coop)

Those eerie, creaky footsteps heard coming from the stairwell in Deadwood's historic Adams House could be the restless spirit of former owner W.E. Adams. Or they could simply be a figment of the imagination.

Maurice "Mo" Miller isn't going to try to convince you either way. He just wants to collect evidence that there was in fact an unexplained sound and let you draw your own conclusions.

Miller is founder and lead sleuth of the Black Hills Paranormal Investigations team. He and his six-member squad aren't out to bust ghosts or chase mischievous spirits away. They only want to make a friendly connection with inhabitants of the afterlife, maybe say hello and spend some quality time together.

For the past 10 years, Miller and his crew have been conducting their missions all across the Black Hills area and have logged scores of audio recordings and other evidence they offer as possible proof of the existence of the hereafter.

Every October, Miller invites fearless guests to accompany the investigators on their missions. But he often warns visitors beforehand: Don't come dressed in a Dracula costume or some silly getup - this is serious business.

"This isn't a dog-and-pony show," Miller said. "We never do investigations with the public on Halloween because people will come dressed up as a vampire or a witch and think it's the county fair. The shows on TV are for entertainment. We have fun, but we don't contrive things for entertainment value and promise we'll deliver a ghost in a jar or yank one out into the open with a hook."

Miller developed a passion for the paranormal when he had an unexplained experience as a youngster.

"I was in my bedroom and - I don't know how or why it happened - the closet door blew off the hinges and went flying across the room. My parents thought the door came down because I'd been swinging on it like a monkey. I was a little unnerved and slept on the couch for a month. But I started reading academic material on the subject to see if there was really something to this paranormal thing, and it's been my passion ever since."

The BHPI team has several black metal cases, or "spirit boxes" full of devices, contraptions and gizmos they use to detect the presence of wandering ghosts. There are electromagnetic field meters, binoptic cameras, infrared static cameras, digital audio recorders and more.

They've completed investigations of many haunted places in Deadwood and the surrounding area such as the Homestake Opera House, the Bullock Hotel, the Brothel Deadwood, the Lucky Nugget Casino and others.



Black Hills Paranormal Investigations team member LeAnn Harlan keeps an eye out for spirits during a recent visit to a private residence in Spearfish. Above/right, a device used by BHPI triggers when spirits are detected nearby.

As far as the fear factor goes, Miller said during late-night investigations he often finds himself keeping a close eye on BHPI Case Manager Mark Shadley, a retired police sergeant and seasoned law enforcement officer. If the former lawman starts showing

selling author Ann Charles, but there are many other famously haunted places and spaces around the state.

Author Chad Lewis has been researching paranormal activity in South Dakota, across the region, and around world for nearly 30 years and has written 25 books on the supernatural, including *The South Dakota Road Guide to Haunted Locations* as part of his “Unexplained” series. While Lewis has made many television appearances, he often speaks to local audiences and calls attention to some of the lesser known haunted sites such as Devil’s Gulch in Garretson and Spirit Mound State Historic Prairie near Vermillion.

“Spirit Mound’s legends date back as far as Lewis and Clark. In their journals, they wrote that once arriving upon Spirit Mound, their guides would go no further as they feared small creatures that looked like little people and were very good with poisonous arrows.”

He has explored many haunted sites in the Hills such as the Mount Moriah Cemetery and the Keystone Mount View Cemetery at the foot of Mount Rushmore. But Lewis has also studied spooky places in eastern South Dakota such as the Orpheum Theatre and Old Minnehaha Courthouse in Sioux Falls, Mount Marty College and Dakota

### Visit these haunted sites if you dare

Here is our Top 10 list of the eeriest, scariest, most haunted places in South Dakota. Enter at your own risk:

- Bullock Hotel - Deadwood
- Adams House - Deadwood
- Old Minnehaha Courthouse Museum - Sioux Falls
- Dakota Theater - Yankton
- Hotel Alex Johnson - Rapid City
- Sioux San Hospital - Rapid City
- Lucky Nugget Casino - Deadwood
- Homestake Opera House - Lead
- Eastons Castle - Aberdeen
- Mount Marty College - Yankton



BHPI lead investigator Maurice “Mo” Miller discusses strategy with Deb Sutton and Kayleigh Johnson.

signs of fright or starts heading for the door, then it’s probably time to scam.

The Black Hills area is often considered a hotbed of paranormal activity of the kind depicted in local folklore and in the tales spun by best-

Theatre in Yankton, Eastons Castle in Aberdeen and others.

With Halloween coming up, Lewis encourages anyone interested in all things unexplained to get out and explore haunted sites and also to learn more about the history, lore and culture of different locations.

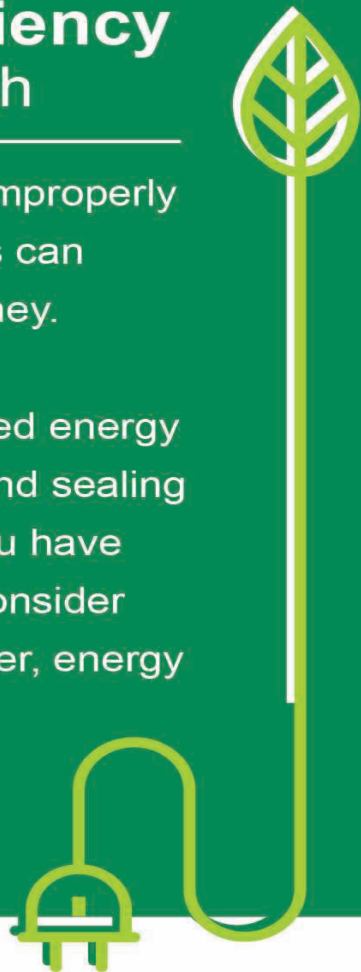
“I think people should venture out and see things for themselves and make their own determinations,” he said. “If you go out to Spirit Mound, make sure to leave an offering like a shiny rock or candy for the Little People. This will protect you from them getting followed home.”

### Energy Efficiency Tip of the Month

Old, uninsulated and improperly installed exterior doors can waste energy and money.

Shut the door on wasted energy by weather stripping and sealing all exterior doors. If you have an old exterior door, consider replacing it with a newer, energy efficient model.

Source: *energy.gov*



### FREE Want Ad Service

Members can submit ads for the following categories: Giveaway, For Sale, For Rent and Wanted. Ads should be, or are limited to, no more than 15 words and must be received by the first of the month to be included in the following month's newsletter. Renville-Sibley reserves the right to edit content or exclude ads due to space restrictions. Ads will be run one time only unless resubmitted. Please complete the following information and mail to the Renville-Sibley Cooperative Power, P.O. Box 68, Danube, MN 56230.

Name: \_\_\_\_\_

Address: \_\_\_\_\_

Phone number: \_\_\_\_\_

Ad to be placed (limit of 15 words per ad)

\_\_\_\_\_

Type of ad: ☐ Giveaway ☐ For Sale ☐ For Rent ☐ Wanted

### WHERE'S THE NUMBER?

Last month Roger Lerud found his member number in the newsletter. Congratulations! The credit will start over with a value of \$15. Another number has been hidden in this newsletter. If you find your number and call the office by the 4th of October, you will receive this credit on your electric statement. Good luck in your search!

### OUTAGE REPORT

Outage Report – affecting 10 members or more

None

### OPERATION ROUND UP

The next meeting for Operation Round Up will take place on Wednesday, Oct. 13 at 3:30 pm. The deadline for applications is October 1. To find out more information about the Operation Round Up program and to get an application, go to [www.renville-sibley/content/operation-round](http://www.renville-sibley/content/operation-round).

## August board meeting highlights

The August board meeting was held on Monday, August 30 at 8 am. All board members were present. Others present were CEO DeeAnne Newville, Cindy Mertens, Gene Alex and Lenae Wordes.

Also in attendance were Ryan Breitbach, Richard Engan and Barbara Marks. Representatives from East River Electric joined the meeting to give a management update.

The board reviewed and approved the following items:

- Minutes of the July 26 board meeting
- Reject all bids for the new facility due to total of all bids coming in over budget
- RUS Form 675 – Certificate of Authority
- RUS Form 740C – Cost Estimates and Loan Budget
- Operating and disbursement reports for the month of July
- Capital credits to an estate
- Safety report for July
- 84th annual meeting will be held at the Redwood Area Community Center
- Policy 105 – Expense Reimbursement for Directors
- Designation of Delegate for Basin Electric District 1 Caucus

- NRECA Annual and Regional Meeting Voting Delegate
- CFC District 6 Meeting Voting Delegate
- Basin Electric Annual Meeting Voting Delegate

The board reviewed:

- Capital credits transferred
- Total new members
- Reports from staff members as to the activities in their department.

Items in the reports include:

- High-level Statement of Operations review – YTD through July (unaudited)
- Organization activities
- Facilities update
- East River update
- Basin Electric update
- NRECA update
- MREA update
- Linecrew work in progress, equipment update, and outage update
- Accounts receivable
- Annual meeting location
- Renville-Sibley logo
- Farmfest
- Family-a-Fair night

Please contact the Renville-Sibley office if you would like more information regarding the board meeting.

## NOTICE:

The September board meeting will be held on September 27 at 7 a.m. The October board meeting will be held on October 25 at 8 a.m.

## MISSION STATEMENT

Renville-Sibley Cooperative Power Association will provide efficient, reliable electric energy and services to enhance the quality of rural living.

## PLANNING A CHANGE IN SERVICE?

Renville-Sibley encourages any member planning on making changes to their service in 2021 to please contact our office as soon as possible. To complete these projects on time, material may need to be ordered well in advance as often there is an extended lead time to get the appropriate material. In addition, crew time will be scheduled in the order projects and materials are received.



# A PLACE TO GROW

Public libraries across the state continue to serve the needs of their communities as places to go for a wide range of experiences.

## South Dakota's public library system grows and adapts to an ever-changing cultural and technological landscape

**Billy Gibson**

billy.gibson@sdrea.coop

The state's public library system got its start even before there was a state.

In 1886, three years before South Dakota achieved statehood, the Howard Public Library was chartered and quickly became a point of pride for the people of present-day Miner County.

The contents of the library have long since been relocated to a modern facility in the town's Municipal Building, but the original structure can still be visited at Prairie Village in nearby Madison.

As the first of its kind in the state, the Howard Public Library is still a thriving entity and serves as a testament to the versatility and resiliency of the state's library system. Standing strong through world wars, recessions, depressions, funding pressures, political challenges and

changes in culture and contemporary lifestyles, South Dakota's libraries are still delivering the goods - and the books - in their respective communities.

Mary K. Schlim is the head librarian in Howard and says the community takes a lot of pride in being home to the state's first facility. She takes an optimistic view of the future of libraries...as long as they continue to adapt.

"I think libraries have a bright future," she said. "You just have to keep updating and modernizing and keeping up with the trends and the technology. We have the computers, but we're adding new books all the time. There will always be demand from people who want an actual, physical book to read. There will always be a need for libraries."

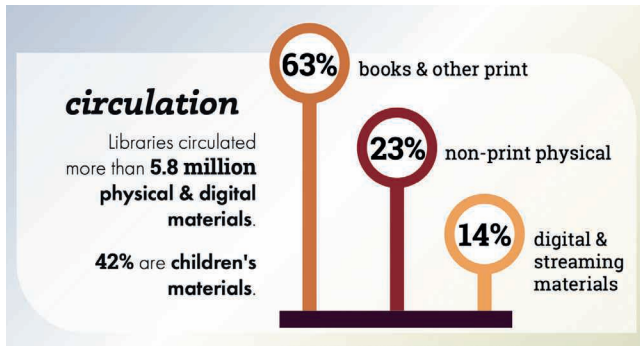
Schlim said her facility is open six days a week with more than 14,000 books on the shelves, five public

computers with internet access, 37 subscriptions to magazines and periodicals, and free WiFi access.

In the year prior to the pandemic, 3.7 million visits were made to the state's 107 public libraries while nearly half the state's residents held a library card. In 2019, more than 600 of the state's citizens were employed at a public library, and a collective 5.8 million digital and physical materials were circulated.

Brenda Hemmelman, access and development services director for the state library system, said libraries return \$4 in various programs and services for every \$1 invested. She describes libraries as a sound investment in communities large and small.

Hemmelman recently announced the distribution of nearly \$2 million in grant money disbursed to a total of 78 public, local school and academic libraries across the state. The grant money came from the Institute of Museum and Library Services (IMLS) through American Rescue Plan Act (ARPA) funds.



“This will help our libraries invest in infrastructure, technology and materials that will serve their patrons through modern, innovative facilities and practices well into the future,” Hemmelman said.

Grant-funded items include the following:

- Technology to replace old computer equipment
- Podcasting equipment
- Digitization equipment
- Books, audio books, e-books
- 3D printers and other makerspace equipment
- Furniture with embedded technology
- Library automation software
- SMART boards/Promethean boards for classroom teaching and displays.

The state system also purchased an additional \$76,000 worth of audiobooks and e-books for the South Dakota



Titles to Go (SDTTG) consortium with funds from IMLS through ARPA. Hemmelman said SDTTG program usage increased 18 percent from 2019 to 2020 as users checked out more than 400,000 titles.

Hemmelman said libraries face an ongoing challenge to remain relevant and useful in a rapidly changing technological

landscape. She said libraries were fortunate to receive the recent grant money after 96 percent of the state's facilities closed temporarily during the pandemic.

She was quick to note, however, that 86 percent continued to provide public services even though the physical facility may have been closed. More than 80 percent provided outside or curbside checkout services and all of them increased access to digital materials.

For Hemmelman, those indicators point to a promising future for the state's public library system.

## STATE LIBRARY DIGITIZES 41 VOLUMES OF SOUTH DAKOTA HISTORICAL COLLECTIONS



As the South Dakota State Historical Society celebrates its 120th year, the South Dakota State Library has digitized all 41 volumes of the South Dakota Historical Collections. From 1902 to 1982, this series was published biennially by the Department of History (now the South Dakota State Historical Society) as part of its mission to collect, preserve and make accessible the history of the state. All 41 volumes are now available via the Featured Collections section of the South Dakota State Library's Digital Collections.

These volumes cover a wide array of topics and are a valuable resource for students, teachers, and scholarly researchers. Six editors presided over the South Dakota Historical Collections during its run, including Doane Robinson, Will G. Robinson and Dayton Canaday. Their different editing styles and interests are evident throughout the volumes. Taken as a whole, the series represents an evolution in perspectives on the state's history, heritage and culture. In 1989, an index to the collection was compiled and published to aid researchers.

The South Dakota State Library serves as the state's depository for current and historical state agency publications, some of which go back to territorial days.

The South Dakota State Library's Digital Collections reflect the history and culture of South Dakota. Primarily of interest to librarians, researchers, and genealogists, the digital collections include newspaper articles, South Dakota library photographs, state government annual reports and research reports, South Dakota Codified Laws, Session Laws, House and Senate Journals and more. Access the collections at: [sdsdl-montage.auto-graphics.com/](https://sdsdl-montage.auto-graphics.com/).



## Choose Renewable Energy for Your Home or Business

You can easily purchase renewable energy from your local electric cooperative, Renville-Sibley Co-op Power. Renville-Sibley has Renewable Energy Credits (RECs) available for purchase to offset your current usage with 25%, 50%, 75% and 100% renewable energy options. The price of the RECs will be added to your current electric bill.

The electricity you receive will still be the same reliable, affordable energy you have always received from Renville-Sibley Co-op Power but, by participating in this program, you will be supporting current and future renewable projects in our area.

Your home or business will be joining hundreds of other people from across the nation who are supporting renewable energy. By purchasing RECs, your business could add value to your products or services, promote future regional renewable projects and showcase your support for renewable energy sources.

## FAQ's

### What is a Renewable Energy Credit (REC)?

- 1,000 kWh (kilowatt hours) produced by a renewable energy source equals 1 REC
- RECs are also called Green Tags
- RECs represent the valuable renewable attributes of wind energy

### Where do the RECs come from?

The RECs come from several wind farms in the region that supply renewable energy to Renville-Sibley Co-op Power. These include, but are not limited to:

- North Dakota: PrairieWinds 1, Wilton 1 & 2, Baldwin Wind Project and Minot Wind Project
- South Dakota: Crow Lake Wind, the Chamberlain turbines, Day County Wind Farm and South Dakota Wind Project

### How much does it cost?


To participate a rate adder per kWh will be added to your bill:

\$0.001 /kWh for 100% renewable  
\$0.00075 /kWh for 75% renewable  
\$0.00050 /kWh for 50% renewable  
\$0.00025 /kWh for 25% renewable

For example, if your monthly usage is 1,200 kWh and you would like to participate at the 100% renewable level, you would pay an additional \$1.20 for the month.

### Do I need to purchase any special equipment?

No. Renville-Sibley will continue to fulfill all your electric needs and you can enjoy the benefits of renewable energy.



1.800.826.2593  
[renville-sibley@renville-sibley.coop](mailto:renville-sibley@renville-sibley.coop)

Renville-Sibley Co-op Power is an equal opportunity provider & employer.

# Minnesota's Cold Weather Rule and Energy Assistance Program Notice

In accordance with Minnesota's Cold Weather Rule, electric service cannot be disconnected for nonpayment between Oct. 1 and April 30 if electricity is the primary heat source and ALL of the following statements apply:

- Your household income is at or below 60% of the state median household income. Income may be verified on forms provided by Renville-Sibley Cooperative Power Association or by the local energy assistance provider.
- You enter into and make reasonably timely payments under a payment agreement that considers the financial resources of the household.
- You receive referrals to energy assistance, weatherization, conservation, or other programs likely to reduce your energy bills from Renville-Sibley Cooperative Power Association.

Minnesota's Cold Weather Rule does not completely stop winter disconnects. Before disconnecting electric service to residential members between Oct. 1 and April 30, Renville-Sibley Cooperative Power Association must provide:

- A 30-day notice of disconnection;
- A statement of members' rights and responsibilities;
- A list of local energy assistance providers;
- Forms on which to request Cold Weather Rule protection; and
- A statement explaining available payment plans and other options to continue service.

The Energy Assistance Program (EAP) is a federally funded program

## A list of local energy assistance providers

Here is a list of local energy assistance providers:

### MINNESOTA VALLEY ACTION COUNCIL

706 N Victory Drive  
Mankato, MN 56001  
800-767-7139 (Toll-Free)  
507-345-6822 (Mankato)

### UNITED COMMUNITY ACTION PARTNERSHIP

**Marshall Office:**  
1400 S Saratoga St  
Marshall, MN 56258  
Marshall (Corporate) 507-537-1416

**Willmar Office:**  
200 4th St SW  
Willmar, MN 56201  
Willmar 320-235-0850

### PRAIRIE FIVE COMMUNITY ACTION COUNCIL

719 North 7th Street, Suite 302  
P.O. Box 159  
Montevideo, MN 56265-0159  
320-269-6578 (Montevideo) or  
800-292-5437

through the U.S. Department of Health and Human Services, which helps low-income renters and homeowners pay for home heating costs and furnace repairs. Household income must be at or below 60% of the state median income (\$67,764 for a family of four) to qualify for benefits. Applications must be received or postmarked by May 31, 2022.


To learn more about the EAP program or to apply for assistance:

- Visit the Minnesota Department of Commerce Energy Assistance website, <https://mn.gov/commerce/consumers/consumer->

[assistance/energy-assistance/](#), for more details and to access the application portal.

- Contact your county EAP service provider for additional information and assistance. A list of providers can be found above.

Renville-Sibley Cooperative Power Association exists because of you, and we are dedicated to the people and communities we serve. If you are having difficulty paying your electric bill and do not qualify for either of these programs, please contact Renville-Sibley Cooperative Power Association to set up a payment plan.



**Pheasant Hunting Season  
Opening Day  
October 16, 2021**

To have your event listed on this page, send complete information, including date, event, place and contact to your local electric cooperative. Include your name, address and daytime telephone number. Information must be submitted at least eight weeks prior to your event. Please call ahead to confirm date, time and location of event.

#### **SEPTEMBER 25**

##### **Great Downtown Pumpkin Festival**

526 Main Street, Rapid City, SD,  
605-716-7979

#### **SEPTEMBER 25-26**

##### **Menno Pioneer Power Show**

Menno, SD, contact Daniel at  
mennopowershow@yahoo.com  
for more details

#### **SEPTEMBER 25-26**

##### **Reza: Edge of Illusion**

Oscar Larson Performing Arts  
Center, Brookings, SD, tickets  
on sale at  
<http://www.RezaLive.com>

#### **SEPTEMBER 30**

##### **7th Annual Taste of Sioux Falls**

Washington Pavilion, Sioux  
Falls, SD, 605-367-6000

#### **SEPTEMBER 30 - OCTOBER 3**

##### **Festival of Books**

Various Locations, Deadwood,  
SD, 605-688-6113

#### **OCTOBER 1-2**

##### **Oktoberfest**

Various Locations, Deadwood,  
SD, 605-578-1876

#### **OCTOBER 1-3**

##### **SiouxperCon**

1201 N West Avenue, Sioux  
Falls, SD, visit [siouxpercon.com](http://siouxpercon.com)  
for more details and tickets

#### **OCTOBER 2-3**

##### **Fort Pierre Horse Races**

Stanley County Fairgrounds,  
Fort Pierre, SD, 605-223-2178

#### **OCTOBER 7-10**

##### **Annual Great Scarecrow Festival**

Campbell Park, Huron, SD,  
605-354-0491

#### **OCTOBER 8-9**

##### **Junkin' Market Days**

W.H. Lyon Fairgrounds, Sioux  
Falls, SD, 605-941-4958

#### **OCTOBER 8-10**

##### **Pumpkin Festival**

Country Apple Orchard,  
Harrisburg, SD, 605-743-2424

#### **OCTOBER 9-10**

##### **Sioux Falls Quilters' Guild Bi-annual Quilt Show - "Fall in Love with Quilting"**

Sioux Falls Convention Center,  
Sioux Falls, SD, for more info  
visit [siouxfallsquiltersguild.com](http://siouxfallsquiltersguild.com)  
or send an email to  
[sfqg2021show@gmail.com](mailto:sfqg2021show@gmail.com)

#### **OCTOBER 11**

##### **Native American Day Celebration**

Crazy Horse Memorial, Crazy  
Horse, SD, 605-673-4681

#### **OCTOBER 16-17**

##### **Heartland Quilter's Guild**

Highland Conference Center,  
Mitchell SD, Contact Karen at  
605-996-6726 for more info

#### **OCTOBER 16-17**

##### **KELOLAND Living Arts & Crafts Show**

Best Western Plus Exhibit Hall  
& Annex, Sioux Falls, SD, email  
[events@keloland.com](mailto:events@keloland.com) for  
more info

#### **OCTOBER 22-23**

##### **Governor's South Dakota Showcase**

1201 N West Avenue, Sioux  
Falls, SD, 605-773-3301

#### **OCTOBER 29-30**

##### **Deadweird**

Various Locations, Deadwood,  
SD, 605-578-1876

#### **OCTOBER 30**

##### **16th Holiday Shopping Extravaganza**

Davison County Fairgrounds,  
Mitchell, SD, call Cindy at  
605-999-8563 for more info

#### **OCTOBER 30**

##### **Scare in the Square**

Main Street Square, Rapid City,  
SD, 605-716-7979

#### **OCTOBER 30**

##### **Yankton's Harvest Halloween**

Downtown, Yankton, SD, email  
[mandi@bostonsyankton.com](mailto:mandi@bostonsyankton.com)  
for more info

#### **NOVEMBER 13**

##### **Sisseton Area Merchants & Crafters Holiday Open House Extravaganza**

Sisseton, SD, call Beverly at  
605-698-7425 for more info

**Note: Please make sure to  
call ahead to verify the event  
is still being held.**