



Renville-Sibley

A Touchstone Energy® Cooperative



June 2021 Vol. 22 No. 2

Cooperative Connections

**SDSU Extension
Master Gardener
Program**

**Growing Master
Gardeners in SD**

Pages 8-9

**Rodeo School is
in Session**

Pages 12-13

New Facility Plan to be Presented at 2021 Annual Meeting



DeeAnne Newville,
CEO

dnewville@renville-sibley.coop
Phone: 320-826-2593 or
Toll Free 800-826-2593

**Please contact the
office at 320-826-
2593 or 800-826-
2593 by June 17th
if you wish to
attend the 83rd
annual meeting.**

On behalf of Renville-Sibley Cooperative Power Association, I would like to personally invite you to join us for our 83rd annual meeting. To ensure the health and safety of our members and employees during this unique time, the board of directors strategically delayed the 2021 annual meeting to June 24th, beginning at 6 p.m.

This meeting will take place at the Island Ballroom in Bird Island and will be held in person or drive-up using radios, depending on the status of the COVID-19 situation in Minnesota at that time. All members are required to register in advance of the annual meeting to allow time to make the proper social distancing adjustments and accommodate the number of members who would like to attend. Please contact the office at 320-826-2593 or 800-826-2593 by June 17th if you wish to attend.

Regardless of whether we can meet in person or need to have our members drive up for the annual meeting, we plan to give an update on the new cooperative headquarters project in addition to conducting the required annual meeting business, reporting on the financials, and highlighting activities from 2020.

Our facilities committee, which comprises a cross-section of employees and board members, worked with Engan Associates Architects out of Willmar and Breitbach Construction out of Elrosa to design a new garage/warehouse, pole yard, and office building. We believe the design is practical yet provides some modest expansion options for growth and additional services in the future. We have purchased a 10 acre plot of land on the south side of Highway 212, adjacent to Grizzly Supply in Danube. Renville-Sibley's facilities committee and board explored various sites, in both Danube and Olivia, before settling on this parcel. I am so impressed with how creative the team was to meet our current needs while considering future possibilities within a conservative budget.

Please join us on June 24th for a more in-depth update and presentation on the new facility project.

The annual meeting is also the time to vote for new board members who will represent you, the cooperative members. Board members are local consumers, just like you. Even though we would love to have you at the annual meeting, you may still exercise your right to vote if you are not able to attend in person. All members will receive a ballot in the mail and may return their ballot by mail, dropping it off at our office prior to the annual meeting, or bringing it to the annual meeting. Annual meeting information will be mailed the week of June 7th.

Remember to call the office by Thursday, June 17th to register for the 83rd annual meeting. I hope to see you there.

Memorial Day Notice

Renville-Sibley's office will be closed on Monday, May 31, in observance of Memorial Day.



Renville-Sibley

Cooperative Connections

(USPS 019-074)

Board of Directors

Roger Manthei – Chair
Wayland Zaske – Vice Chair
Alan Neyers – Secretary/Treasurer
Gary Eekhoff
Matt Haubrich
Whitey Hinderman
Gary Peterson
Kylie Rieke
Helen Ruebel

Renville-Sibley Employees

Gene Alex – Line Superintendent
Brian Athmann – Journeyman Lineman
Shawn Beckler – Crew Chief
Mike Benson – Journeyman Lineman
Brad Braulick – Crew Chief
Nick Bruns – Systems Coordinator
Anthony Carruth – Journeyman Lineman
Amy Ervin – Consumer Accounts Representative
Brayden Fischer – Journeyman Lineman
Cindy Mertens – Administrative Services Manager
DeeAnne Newville – CEO
Clint Olson – Journeyman Lineman
Kathy Ridl – Office Assistant
Shane Suess – PT Janitor
Lenae Wordes – Communications Manager

RENVILLE-SIBLEY COOPERATIVE CONNECTIONS is published monthly by Renville-Sibley Co-op Power Association, 103 Oak Street, Danube, MN, 56230 for its members. Electric cooperative members devote 50 cents from their monthly electric payments for a subscription. Non-member subscriptions are available for \$6 annually. Periodicals Postage Paid at Danube Post Office, Danube, MN 56230 and at additional mailing offices.

POSTMASTER: Send address changes to: Renville-Sibley Cooperative Connections, PO Box 68, Danube, MN 56230; Telephone (320) 826-2593; Toll Free 1-800-826-2593; Fax (320) 826-2679;

Web site: www.renville-sibley.coop

This institution is an equal opportunity provider and employer.

Renville-Sibley Co-op to Hold Annual Meeting

The 83rd annual meeting of Renville-Sibley Co-op Power Association will be held on Thursday, June 24, 2021, at the Island Ballroom in Bird Island. The meeting will begin at 6:00 p.m. The format of the meeting will be disclosed in the annual report mailed to all members the week of June 7th. The meeting is being called in accordance with the bylaws of the association to transact the following business:

1. Report of officers, directors and committees.
2. Election of three (3) directors, one (1) from District 1, one (1) from District 2 and one (1) from District 3.
3. Any other business which may properly come before the meeting.



Voting ballots for director election, including candidate information, will be mailed to all members the week of June 7th. If you cannot attend and you wish to mail your ballot, you may do so. However, if mailed, it must be received through the mail by June 24, 2021.

A \$10 energy credit attendance prize will be given to members (one credit per member) who attend the annual meeting. All members are encouraged to attend the 83rd annual meeting of Renville-Sibley Cooperative Power Association. 425400

Alan Neyers, Secretary

Notice: Candidates for the director positions will be in the July newsletter. Also, candidate information for each district will be included with the ballot mailing.

Scholar of the Month

Congratulations to Haley Rhode from MACCRAY High School for being selected as the April Scholar of the Month. Haley was nominated because she is a hard-working student in class and holds herself to a high academic level. A few of the many activities Haley is involved with in school include tennis, NHS, FFA and student council.

In the community, Haley volunteers at the nursing home, works at the Assisted Living Center and helps clean ditches every year. Renville-Sibley Co-op Power salutes Haley Rhode as the April Touchstone Energy Scholar of the month.

More information about the Scholar of the Month program can be found on our website www.renville-sibley.coop under the Customer Service tab.



Eight Tips to Help You Grow Your Garden Safely

Gardening may seem like a safe hobby - and for the most part it is. But it can potentially lead to injury. Emergency rooms treat more than 400,000 injuries each year related to outdoor garden tools, reports the U.S. Consumer Product Safety Commission.

Trimming trees and tall bushes can take a deadly turn when electricity is involved. Never trim a tree that has grown into a power line. Metal and wood ladders can transmit electricity into your body if you come into contact with a live wire. Instead, ask your electric cooperative to send a professional to trim the tree.


- At least three days before you begin a landscaping project that entails digging, call 811 to have underground utility lines marked.
- Never garden, trim trees or cut the lawn in bad weather. Wet and windy conditions can cause slipping and other hazards. Go inside immediately if you see lightning.
- Outlets protected by ground-fault circuit interrupters should be used for electric tools and trimmers. Never use tools outdoors when it's wet.
- Whenever possible, work in pairs so you're not using electrical equipment when nobody else is around - in case of an accident. And hire a professional if you doubt your ability to complete the job safely.
- Always wear the proper clothing and safety equipment for the task at hand. Gloves, eye and hearing protection, and dust masks can help prevent injuries and illnesses.
- Use the right tools for the job and use them safely. If you are using electric tools, watch where the cord is and unplug tools when not in use.
- Keep garden tools and equipment in proper working order. Equipment that is not maintained properly leaves the door open for potential accidents.
- Stay hydrated, use insect repellent and sunscreen (don't forget your face, neck and ears), and take breaks as needed to rest those hard-working muscles.

Did You Know?

- All thunderstorms produce lightning.
- Lightning often strikes outside the area of heavy rain and can strike as far as 10 miles from any rainfall.
- If you hear thunder, you're in the danger zone.

#StormSafety

KIDS CORNER SAFETY POSTER



Be Aware of Overhead Wires

Carter Intveld, 11 years old

Carter is the child of Glenn and Darci Intveld of Sioux Falls. They are members of Sioux Valley Energy.

Kids, send your drawing with an electrical safety tip to your local electric cooperative (address found on Page 3). If your poster is published, you'll receive a prize. All entries must include your name, age, mailing address and the names of your parents. Colored drawings are encouraged.

Dig in to These Dairy Recipes

Tuna Cheesettes

- | | |
|-------------------------------|------------------------------|
| ½ c. American cheese | 2 tbsp. chopped dill pickles |
| 2-3 hard boiled eggs, chopped | ½ c. salad dressing |
| 1 can (7 oz.) tuna | ½ tsp. salt |
| 2 tbsp. chopped onion | ¼ tsp. pepper |

Preheat oven to 350. Mix ingredients and pile on ½ of a hamburger bun to make an open-faced sandwich. Bake for 30 min. Serve warm.

Ruth Schilberg, Viborg

Crustless Cheddar Mini Quiches

- | | |
|--|--|
| Non-stick cooking spray | 1 egg |
| 1/2 teaspoon olive oil | 1/3 cup sun-dried tomatoes, plus additional tomatoes for garnish |
| 1 leek, cleaned and finely chopped (about 1 cup) | 1/2 teaspoon fresh or dried thyme |
| 1 cup reduced-fat shredded Cheddar cheese, divided | |
| 1 cup fat-free milk | |

Preheat oven to 350 degrees Fahrenheit. Lightly spray a 12-cup muffin pan* with non-stick cooking spray. Heat oil in a small skillet over medium heat. Cook leeks until softened, stirring frequently, about 5 minutes. Divide leeks among muffin cups and top with 2/3 cup of Cheddar cheese. Blend milk, egg, sun-dried tomatoes and thyme in a blender or food processor for about 20 seconds or until tomato is minced. Pour milk mixture over cheese in muffin cups and top each with remaining cheese. Bake 30 minutes or until tops and edges are browned. Cool in pan for 3 minutes; serve warm or cold. Top with additional pieces of sun-dried tomato, if desired.

*May substitute with aluminum muffin cups or individual custard cups, if desired.

usdairy.com

Scalloped Eggs and Bacon

- | | |
|--------------------------------|---------------------------------|
| 1/4 cup chopped onion | 6 hard boiled eggs, sliced |
| 2 tablespoons butter | 1/4 teaspoon pepper |
| 2 tablespoons flour | 1/4 teaspoon salt |
| 1 1/2 cups milk | 1 1/2 cups crushed potato chips |
| 1 cup shredded American cheese | 12 bacon strips |
| 1/2 teaspoon dry mustard | |

Cut bacon strips into 1 inch pieces and fry until crisp. Sauté onion in butter until tender. Stir in flour, gradually add milk and cook, stirring until thickened. Add cheese and mustard stirring until cheese melts. Place half of the egg slices in a greased 10 X 6 baking dish. Sprinkle with salt and pepper. Cover with half of the cheese sauce, potato chips and bacon. Repeat layering. Bake at 350 degrees for 15 to 20 minutes. Tips: Prepare eggs and bacon the night before and put together the next morning to save time. May also use ham cubes instead of bacon. Double the recipe and use a 9 X 13 baking dish.

Mary Jo Semmier, Chancellor

Very Berry Ice Cream

- | | |
|---|----------------------------------|
| 2 lbs frozen berries (raspberries, blueberries, strawberries or blackberries) | 1/2 cup sweetened condensed milk |
| 1 tablespoon honey | 1/2 teaspoon salt |

In blender, pulse berries, condensed milk, honey and salt until smooth, scraping down sides. Pour mixture into 5-by-9-inch loaf pan. Freeze uncovered 4 hours, or until set.

Culinary.net

Please send your favorite dairy recipes to your local electric cooperative (address found on Page 3). Each recipe printed will be entered into a drawing for a prize in December 2021. All entries must include your name, mailing address, phone number and cooperative name.

Improving your yard? Know what's above and below before you start

When the temperature warms to signal the arrival of spring, many of us begin planning improvements to our outdoor spaces. This could include adding or maintaining a swimming pool, building a deck, adding a patio or assembling play equipment for your family to enjoy. However, it is important to plan for safety prior to adding an outdoor structure or improving your yard.

Power line awareness


Being aware of power line locations near your home is vitally important for your and your family's safety. Even drop-down lines - the lines that bring power to a home - have voltages running through them and can be dangerous. Always look up and around for power lines, recognizing too that electricity can jump or transfer even without direct contact, before starting any outdoor project. Also know what's below before starting any digging job.

Renville-Sibley Co-op Power and Safe Electricity offer these tips to keep in mind while working in your yard:

- Assume that all power lines are always energized and keep at least 10 feet between a power line and you or any item you are holding.
- Perform a hazard assessment of the work area, noting all power line locations.
- Call 811 or your state's underground utility locator service to mark underground utilities as part of planning and before any digging. The service is free.
- Utility locators do not mark private lines, however. Private underground lines - typically installed by the homeowner or a contractor - include, but are not limited to:
 - Irrigation or septic system lines.
 - Lines that service outbuildings (electric, gas, water, communication).
- Lines between the meter and your home.
- Lines to other outdoor items like grills or hot tubs.

Private lines need to be marked by an independent locating service.

- Once underground utilities are marked, the 811 "Call Before You Dig" service recommends that the area within 18 to 24 inches of either side of the marked lines be dug by hand with a fiberglass-handled shovel, not by machine.
- Do not install tree houses, playsets or swing sets, pools or decks and any associated structures within 25 feet of a power line. Consider the height and reach of play equipment (including the arc of a swing) and all deck and pool structures in relation to power lines.
- Educate your children about power line safety and how electricity can jump. Teach them to never touch a power line or get too close to one - either directly or with a toy or object - before sending them outside to play. This is especially important if they climb trees, fly kites or use remote-control (RC) devices, such as an RC airplane or drone.
- Use extreme caution when moving ladders and operating long-handled tools, such as pool skimmers, around trees and power lines.
- Also use extreme caution and look up



Backyard additions such as tree houses, swing sets and swimming pools should never be installed within 25 feet of a power line.

and around for power lines when you are elevated, whether it be on a ladder, a boom lift, scaffolding or your roof.

- When planting and trimming trees, keep in mind that specialized tree trimming experts certified by the Occupational Safety and Health Administration (OSHA) in utility clearance are the only persons legally allowed to trim within 10 feet of power lines.

Please contact us with questions about specific power line clearance recommendations concerning decks, pools and play structures in your yard.

For more information about electrical safety, visit SafeElectricity.org.

LOOK OUT

FOR POWER SOURCES



Do not get within 10 feet (in any direction) of a power line.

Be aware of power lines when working on the roof.

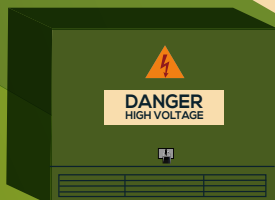


Do not trim branches or limbs near power lines.

Be careful when carrying long or tall objects such as ladders or poles.



Before you dig, call 811 to have underground utilities marked.



Do not dig near padmount transformers or other utility equipment.

Safe Electricity.org

Reminder:

Renville-Sibley encourages any member planning on making changes to their service in 2021 to please contact our office as soon as possible. In order to complete these projects on time, material may need to be ordered well in advance as often there is extended lead time to get the appropriate material. In addition, crew time will be scheduled in the order projects and material are received.



**Know what's below.
Call before you dig.**

Nondiscrimination Statement

In accordance with Federal civil rights law and U.S. Department of Agriculture (USDA) civil rights regulations and policies, the USDA, its Agencies, offices, and employees, and institutions participating in or administering USDA programs are prohibited from discriminating based on race, color, national origin, religion, sex, gender identity (including gender expression), sexual orientation, disability, age, marital status, family/parental status, income derived from a public assistance program, political beliefs, or reprisal or retaliation for prior civil rights activity, in any program or activity conducted or funded by USDA (not all bases apply to all programs). Remedies and complaint filing deadlines vary by program or incident.

Persons with disabilities who require alternative means of communication for program information (e.g., Braille, large print, audiotape, American Sign Language, etc.) should contact the responsible Agency or USDA's TARGET Center at (202) 720-2600 (voice and TTY) or contact USDA through the Federal Relay Service at (800) 877-8339. Additionally, program information may be made available in languages other than English.

To file a program discrimination complaint, complete the USDA Program Discrimination Complaint Form, AD-3027, found online at http://www.ascr.usda.gov/complaint_filing_cust.html and at any USDA office or write a letter addressed to USDA and provide in the letter all of the information requested in the form. To request a copy of the complaint form, call (866) 632-9992. Submit your completed form or letter to USDA by:

- (1) mail: U.S. Department of Agriculture
Office of the Assistant Secretary for Civil Rights
1400 Independence Avenue, SW
Washington, D.C. 20250-9410;
- (2) fax: (202) 690-7442; or
- (3) email: program.intake@usda.gov.

This institution is an equal opportunity provider.



SDSU Extension Master Gardener Ruth Smith prepares for a local spring plant sale. Photos by Billy Gibson.

MASTER GARDENERS

Extension Program Seeks to Spread the Love of Gardening

Billy Gibson

billy.gibson@sdrea.coop

Sorry, Walt Disney. The happiest place on earth for Ruth Smith isn't located in Florida or California. It's found in the serene confines of her garden in Pierre, S.D.

A retired educator, Smith experiences relaxation and contentment while growing herbs, vegetables and florals in her terraced backyard garden. After spending a career in public education and dedicating herself to the development and guidance of local students, Smith now finds her bliss by focusing her efforts on cultivating fresh produce and plants.

She even confesses a proud affinity for something that most people absolutely abhor – weeding.

"I actually like weeding. I like tending to the plants and bringing them up with some tender loving care," Smith said. "I always tell people this is my happy place. Some people like to take a boat out on the river or go hunting. This is what we like to do."

The "we" Smith refers to includes her husband, Mark. Both enjoy gardening and both have been through the Master Gardener program administered by South Dakota State University Extension.

As current president of the Prairie Potters Master Gardeners Club based in Pierre, Smith is an enthusiastic proponent of serving as an ambassador for horticulture education both locally and throughout the state. She and Mark completed the training

and course work required to become Master Gardeners about 10 years ago, although Mark is currently on "inactive" status.

The goal of the program is to turn gardening enthusiasts into expert volunteers who share their research-based knowledge with community members across the state.

Since the program's inception in 1985, more than 400 Master Gardeners have logged nearly 80,000 hours of volunteer service answering questions from the public and hosting community programs.

It's that public interaction that interests Smith. She enjoys attending local farmer markets, plant sales, workshops, school programs and other community events.

"The fun part is getting out among people and helping them solve



Mark Smith repairs a retaining wall in front of his home in Pierre.

Master Gardener Clubs in SD

Club Name	Area
Brookings Area Master Gardeners	Brookings
Coteau Prairie Master Gardeners	Watertown
Custer County Master Gardeners	Custer
Dakota Prairie Master Gardeners	Miller
Fall River Master Gardeners	Hot Springs
Garden Gate Master Gardeners	Winner
Harding County Master Gardeners	Buffalo
Huron Area Master Gardeners	Huron
Minnehaha Co.	Sioux Falls
Missouri Valley Master Gardeners	Yankton
Northern Hills Master Gardeners	Spearfish
Pennington County Master Gardeners	Rapid City
Perkins County Master Gardeners	Bison
Prairie Partners Master Gardeners	Aberdeen
Prairie Potters Master Gardeners	Pierre
South Central Master Gardeners	White River

any problems they're encountering and giving them suggestions on how they can get better results for their efforts," she said. "We love to have conversations with people and we're not afraid to say we don't know something. We can always find out the answers and get back with them."

So, what's the question she gets asked the most? "Hmmm. It's probably, 'Something is wrong with my tomato plants. What should I do?'"

Rhoda Burrows is a horticulture specialist with SDSU Extension and works frequently with Master Gardeners. She said interest in the program has grown since the pandemic struck in March of 2020. While participants weren't allowed to attend in-person events as representatives of the program through most of last year, online teleconferences were held with many new prospects joining in.

"It's just such a fun group to work with," she said. "They're so enthusiastic and they have a deep hunger for knowledge and a heart for helping out each other in their communities. After the pandemic when people were restricting their movements, they discovered that gardening can be a good, wholesome family activity. Gardening is a source of fresh produce and more people are appreciating the benefits of healthy eating."

More information about the Master Gardeners program can be found by visiting www.extension.sdstate.edu. Those interested in becoming part of the program can contact SDSU's Extension Master Gardener Coordinator Aimee House Ladonski at 605-782-3290.

McCrory Gardens is an Inspiration for Horticulture Hobbyists

Gardeners are typically passionate self-starters and don't require much outside motivation. But McCrory Gardens is an ideal place to go for those gardeners looking for an ounce of inspiration over the summer months.

Created in 2012 on the Brookings campus of South Dakota State University, McCrory Gardens features a 25-acre garden and 45-acre arboretum along with a 9,300-square-foot Education and Visitor Center.

While visitation was down in 2020, McCrory Gardens is expecting a busy summer and welcomes gardening enthusiasts to see the ever-changing display of flowers, vegetables, herbs and more.

New to the facility this summer is a Native American medicinal garden area, a "three-sisters" garden with beans, corn and squash, as well as a pollinator garden designed to attract bees and butterflies. Professors and instructors from the Native American studies department collaborated as consultants on the project.



McCrory Gardens is open to visitors on Wednesday through Sunday, from 10 a.m. to 5 p.m.

"There is always something new that's growing and blooming, and we have numerous annual beds that are planted each year," said Director Lisa Marotz.

What is expected to be a spectacular summer will culminate in the annual Garden Party held each year on the first Friday in August. While plans are still being finalized, past events have included food vendors, live music, games and free admission for the day.

"Pretty much everything we have is in bloom at that time. We want to invite everyone to come out and see what we have to offer," Marotz said.

McCrory Gardens is a privately-funded \$4.2-million facility that was the vision of founder and SDSU professor S.A. McCrory.

Last August, McCrory Gardens was named as a benefactor of an endowment from the estate of Frank and Mildred Denholm. A gift of more than \$422,000 went to the gardens while an additional gift of the same amount went to The South Dakota Agricultural Heritage Museum, which is hosting an exhibit entitled, "Electrifying Rural South Dakota," through Sept. 1.

Attention Members Impacted by COVID-19?

Renville-Sibley encourages members to contact the office to make arrangements if they are not able to pay their electric bill in full due to the impact of COVID-19. Renville-Sibley employees will work with members to enter into reasonable payment arrangements based on their individual circumstances..



Energy Efficiency Tip of the Month

A dirty filter causes your air conditioner to work harder than necessary.

Remember to change your air filter every month (or every two months) to prevent dust buildup, which can lead to even bigger problems.

Source:
www.energy.gov



Mission Statement

Renville-Sibley Cooperative Power Association will provide efficient, reliable electric energy and services to enhance the quality of rural living.

Where's the Number?

Last month Chad Amsden found his member number in the newsletter. Congratulations! The credit will start over with a value of \$15. Another number has been hidden in this newsletter. If you find your number and call the office by the 3rd of June, you will receive this credit on your electric statement. Good luck in your search!

Outage Report

Outage Report – affecting 10 members or more

Date: 03-29-21

Time off: 11:12 a.m.

Time on: 12:33 p.m.

Substation: Emmet

Cause: Material failure

Please contact Renville-Sibley's office for more details about these power outages.

Did You Know?

When you are working on a ladder, you should never work around power lines. If you touch a power line, even just for a second, it could very well be the last thing you ever touch. So we simply can't stress this enough: Keep your ladder, your tools and—most important—yourself far away from power lines.

FREE Want Ad Service

Members can submit ads for the following categories: Giveaway, For Sale, For Rent and Wanted. Ads should be, or are limited to, no more than 15 words and must be received by the first of the month to be included in the following month's newsletter. Renville-Sibley reserves the right to edit content or exclude ads due to space restrictions. Ads will be run one time only unless resubmitted. Please complete the following information and mail to the Renville-Sibley Cooperative Power, P.O. Box 68, Danube, MN 56230.

Name: _____

Address: _____

Phone number: _____

Ad to be placed (limit of 15 words per ad)

_____	_____	_____	_____	_____
_____	_____	_____	_____	_____
_____	_____	_____	_____	_____

Type of ad: ☐ Giveaway ☐ For Sale ☐ For Rent ☐ Wanted

April 2021 Board Meeting Highlights

The April board meeting was held on Wednesday, April 28 at 7 am via Zoom. All board members were present. Others present were CEO DeeAnne Newville, Gene Alex, Cindy Mertens and Lenae Wordes. Also in attendance was Ryan Breitbach.

The board reviewed and approved the following items:

- Minutes of the March 29 board meeting
- Operating and disbursement reports for the month of March
- Capital credits to estates
- Safety report for April

The board reviewed:

- Total new members
- Capital credits transferred
- Reports from staff members as to the activities in their department. Items in

the reports include:

- High level Statement of Operations review – YTD through March (unaudited)
- Organization activities
- Facilities update
- East River update
- Basin Electric update
- NRECA update
- MREA update
- Linecrew work in progress, equipment update and outage update
- Accounts receivable
- Nominating Committee meetings
- Annual meeting

Please contact the Renville-Sibley office if you would like more information regarding the board meeting.

Notice:

The May board meeting will be held on May 24 at 8 a.m.
The June board meeting will be held on June 21 at 8 a.m.


Comparative Report

	Current YTD through March 31, 2021	One Year Ago YTD through March 31, 2020	10 Years Ago YTD through March 31, 2011
average # of Consumers	1,882	1,882	1,926
kWhs purchased	56,421,145	54,829,923	57,291,597
Cost of purchased power	\$3,688,101.46	\$3,418,016.43	\$2,542,317.48



Operation Round Up

The next meeting of the Operation Round Up board will be July 14, 2021. Application deadline is July 1. For more information about the Operation Round Up program and to get an application, go to www.renville-sibley.coop/content/operation-round.



Thank You Notes

Thank you very much for your donation towards Danube Fun Days. Generosity like yours is what keeps our city celebrations going. Our committee and the community definitely appreciate it and we are looking forward to celebrating in 2021!

Danube Area Action Club

The City of Franklin wishes to acknowledge your generous donation of \$150 to be used towards community events. We would like to extend a sincere thank you. The donation is appreciated and will go towards this year's Catfish Derby Days expenses.

**Trista Radermacher,
City Clerk/Treasurer**

Thank you for considering and accepting me for this scholarship from the co-op. This will definitely help me with my costs of tuition. I am very appreciative.

Madysen Herdina



A student at the Korkow Rodeo School learns the "lift, charge and stay back" method of saddle bronc riding under the watchful eye of former champion Chad Ferley. Photos by Billy Gibson

Class is in Session

Rodeo School Teaches Youngsters the Basics of the Sport

Billy Gibson

billy.gibson@sdrea.coop

Jeff Reis saw that his son was in big trouble, so he quickly hurled himself over the heavy metal railing and sprinted across the rodeo arena toward the bucking chute.

That's where Casey, a high school senior bull rider and student at the Korkow Rodeo School, was getting set for his final run of the day. But things weren't proceeding as planned. While Casey was going through his preparations, the agitated bull began climbing up the railing and turning toward the unwelcomed antagonist straddling his back.

Casey was able to get a grip on the top rail of the chute and the spotters eventually pulled him free, but not before his father had gotten halfway across the arena floor.

"Bulls have done this before, but I haven't seen one get that high or be able to turn the way this one did," Jeff recalled. "When it spun and belly rolled and started pulling Casey away from the spotters, I panicked because I thought something truly catastrophic was about to happen."

Thanks to the spotters and handlers and his own quick reflexes as a multi-sport

athlete, Casey escaped the few seconds of terror injury-free. The recalcitrant animal got everyone's attention and made a big scene, but it did nothing to diminish Casey's grit and determination. Even his father was a bit surprised at what happened next.

Casey made it clear he wasn't nearly finished with that bull.

"I couldn't believe his mentality after that," Jeff said. "He was shook up, but he went out and got a new spur strap that had broken off, fixed all of his equipment, got his rope back on and rode that same bull."

Lots of lessons were learned during that dust-up, but then that's the purpose of the Korkow Rodeo School. Having completed its 36th year in April, the school is one of the oldest and most established of several similar schools operating across the state that offer instruction to hundreds of eager young riders and future champions.

Jim Korkow, owner of the Anchor K Ranch east of Pierre, said the school tends to separate those who are genuinely interested in rodeo from those who "might want to go looking for a set of golf clubs."



Jeff Willert preps a saddle bronc student for the youngster's first ride.

Though last year's school was canceled, dozens of students of various ages and skill levels returned to the Anchor K this time around to learn the basics of saddle bronc, bareback and bull riding, and also ways to stay safe.

Korkow's son T.J. runs the annual three-day school, which is led by a team of skilled riders and instructors as well as a physical trainer and other highly-experienced support staff. Each year the school attracts dozens of riders from several different states.

Instructor Chad Ferley is a two-time PRCA World Champion saddle bronc rider and five-time NFR qualifier from Oelrichs who has participated in the event

SD HS Rodeo Assn. Regional Qualifying Rodeos:

June 4-6 - Huron,
Highmore, Buffalo, Wall
June 11-13 - Watertown,
Winner, Dupree, Sturgis

State HS Finals Rodeo:

June 15-19 - Ft. Pierre, SD

National HS Finals Rodeo:

July 18-24 - Lincoln, NE


for the past 12 years. Ferley, a member of Black Hills Electric Cooperative in Custer, said students don't leave the school ready for the pro circuit but are there to learn the basics... at least after the initial shock wears off from that maiden voyage that takes the young rider from zero to 90 in a split second.

"After their first ride, they always say it was a whole lot faster than they thought it was going to be," Ferley said. "At first, most of them just black out. We're here to give them the basics, talk to them after each ride and tell them what they did wrong and what they did right, and give them the information they can apply and practice on down the line as they ride more horses."

Fellow instructor Jeff Willert is a PRCA World Champion saddle bronc competitor, five-time NFR qualifier and member of West Central Electric Cooperative. He said he enjoys passing on to youngsters all the tips and tricks that he learned throughout his successful rodeo career.

"With bronc riding, we tell them to lift, charge and stay back," he said. "But things happen so fast, and it's hard for them to pay attention because as soon as that chute opens, they lose their train of thought. You just try to drill things into their head and they eventually get it. It's trial and error. The more you ride, the more you learn."

Ken Korkow said throughout more than three decades of operating the school, one particular student stands out among all the others. An uninitiated 42-year-old gentleman from Alaska came to the ranch



Casey Reis got a second chance to ride the bull that earlier caused a dangerous situation in the chute.

with the intention of checking off an item from his bucket list of things he'd never done before, Korkow recalled. Organizers always make a point to match the stock with the rider's level of experience, so the instructor set up the non-traditional student with a black angus pasture bull.

"He managed to stay on it for longer than I thought he would," Korkow said. "The instructor blew the horn at six seconds when he saw the guy was about to come off, but he blew it early just so he'd think he made it the whole eight seconds. But all the kids who were around got excited for him and went out there and cheered for

him and gave him high-fives. It was quite a moment I'll always remember."

While some express concern about the future of rodeo in the age of youngsters getting more involved in technology, Willert said he doesn't share that concern.

"It can be rewarding from many stand-points," he said. "There are still a lot of kids who don't spend all day playing video games. They see the value of hard work and the farming and ranching lifestyle and they respect the culture. They understand that while some things may be difficult, it's all worth it when you can walk away knowing that you've stood up to the test."



A young rider hangs on just before getting thrown to the ground.

Video games can have a negative impact on teenagers but the technology can also help students learn valuable, marketable skills.

Experts See Potential for Both Good and Bad with Video Games, but Suggest Moderation

Billy Gibson

billy.gibson@sdrea.coop

Many parents who have a teenager and a video game console under the same roof have asked themselves the same question: What kind of effect is video gaming having on my child?

When video games made their way out of the arcades and into the living rooms and bedrooms of millions of American households, there was great concern that the games were growing more violent and all of that virtual gore was warping teenage minds.

It seemed every real-world episode of violent behavior exhibited by minors could somehow be traced back to the influence of the gaming culture. But after decades of academic studies, observations and rapidly changing technology, a more evolved and nuanced understanding of recreational video game activity – and its potential impact on developing minds – has emerged.

The landscape has changed so significantly, in fact, that the World Health Organization

– the same group that once alerted parents to the more sinister aspects of pathological video gaming and declared that “gaming disorder” exists – has announced its endorsement of gaming as a useful way for families to face the COVID-19 lockdown. That endorsement came with one important caveat, however: all things in moderation.

Lesley Atkins is a member of the family therapist team at Rising Hope 605 in Burke and also a member of Rosebud Electric in nearby Gregory. Atkins has three children of her own, including a 15-year-old and a 10-year-old, and has worked with many parents and teens to help them gain control over their use of electronics and their total daily exposure to screens of all kinds.

Her best advice to concerned parents is first to recognize that more studies are confirming that video gaming can in fact be addictive and to watch for signs indicating the teen is having trouble pulling away from video screens, smart phones, tablets and other electronic devices.

She also advises that it's imperative for parents to practice what they preach as



Therapist Lesley Holmes recommends moderating screen time for all family members.

teens tend to model the behaviors of the adults around them.

“I see this on a regular basis, where I have to remind the parents that if you want your



child to cut back on screen time, you're going to have to cut back too," Atkins said. "You may tell your teen to get off Instagram or TikTok, but then you stay up watching Netflix all night and you find yourself sleepwalking all through the next day. If you expect them to get out a board game and be content to play with that, then you have to be willing to do the same."

Atkins said it's also essential that parents hold their teens accountable, monitor their screen time, and make sure there are consequences for violating the rules that have been explained to them. Teens can also be empowered by giving them choices, such as telling them how much screen time they will be allowed, but then leaving it up to them whether they spend that time watching TV, playing video games or scrolling through social media account.

Parents, or even grandparents, may not be happy with the fact that youngsters are being raised in an increasingly virtual environment that grows more inescapable and threatens to further tighten its grip on modern society, but Atkins suggests the best response is not to fight it, but to manage it effectively.

"You can't really think about taking technology away, you just have to manage it. From a teenager's point of view, if you try to take it away, you're taking them away from a large part of their social interaction with their friends, their peer groups and their social standing," Atkins said. "Like it or not, in today's world trying to disengage with technology puts you at a disadvantage, and we all want our kids to have an opportunity to succeed in life. These days,

if you don't have a social media presence, it's almost like you're hiding something, like there's something wrong with you. The key is setting healthy limits on it and managing it well."

Not all video games focus on brutal acts of violence and mayhem, Atkins noted. One of the reasons the World Health Organization has altered its position on video games is because many developers have found creative ways to use video games to improve useful skills that can help teens prepare themselves for various careers. Atkins points out that many medical procedures are done with the use of robotics and require good hand-eye coordination. There are also many types of training simulators that allow tech students, for example, to learn how to control and operate heavy machinery or farming equipment before actually getting behind the real controls. If they prefer, they can compete against their peers to keep interest level high.

Young people interested in agriculture, for instance, can bale hay, apply fertilizers and harvest crops by using virtual farming programs. While these simulators may not have the high-speed action as Grand Theft Auto or Call of Duty, they're effective in transferring certain manual skill sets from a recreational to a practical application and improving overall cognition. Teachers and instructors are finding plenty of use for these virtual training programs as the video series called Farming Simulator has sold more than four million copies and the market continues to expand at a rapid pace.

The time to call for help, Atkins said, is when a teenager – or an adult – starts

The Positives and Negatives of Video Games

Researchers are discovering there can be both positive and negative effects of video gaming:

POSITIVES

- Uplifts mood, strengthens social skills
- Boosts creativity
- Develops problem-solving skills
- Improves attention, situational awareness and working memory performance
- Enhances hand-eye dexterity
- Develops strategic planning and management of resources

NEGATIVES

- Over-stimulation of the sensory system
- Aggressive behavior
- Association with negative values
- Poor social development
- Mental and physical health risks
- Academic concerns

having a difficult time pulling away from the screen, or starts exhibiting real-time anti-social behavior. Other signs to look for include lower academic performance, increased physical ailments such as carpal tunnel syndrome or a stiff neck and poor appetite and poor hygiene.

"If someone starts fighting and getting very emotional when they don't get their screen time, it's probably a good idea to seek help before the situation gets out of control," Atkins said.

Note: Please make sure to call ahead to verify the event is still being held.

May 21-23

Annual Sound of Silence Tesla Rally, Downtown, Custer, SD
605-673-2244

May 21-23

State Parks Open House and Free Fishing Weekend, All State Parks and Recreation Areas, SD
605-773-3391

May 22

Frühlingsfest and Spring Market, Main Street, Rapid City, SD
605-716-7979

May 22

La Framboise Island Bike Race, Steamboat Park, Pierre, SD
605-224-7054

May 31

PPQG 25th Annual Quilt Show, Harding County REC Center, Buffalo, SD
605-641-5591

June 3-5

Annual Black Hills Quilt Show and Sale, Rushmore Plaza Civic Center, Rapid City, SD
605-394-4115

June 3-6

Wheel Jam, South Dakota State Fairgrounds, Huron, SD
605-353-7340

June 4-5

State BBQ Championships, South Dakota State Fairgrounds, Huron, SD
605-353-7354

June 4-6

Black Hills Blues Stomp and Swamp Romp, Rush No More RV Resort and Campground, Sturgis, SD
605-347-2916



Czech Days, June 18-19, 2021 (Photo by Travel South Dakota)

June 4-6

Lake Andes Fish Days, City-wide, Lake Andes, SD
605-487-7694

June 5-6

18th Annual Wessington Springs Foothills Rodeo, Wessington Springs Rodeo Grounds, Wessington Springs, SD
605-770-5720

June 5-6

Siouxland Renaissance Festival, W.H. Lyon Fairgrounds, Sioux Falls, SD
866-489-9241

June 12

Yankton Ribfest, Downtown, Yankton, SD
866-260-2134

June 18-19

Czech Days, Lidice Street, Tabor, SD
605-463-2478

June 17-20

South Dakota Shakespeare Festival, Prentis Park, Vermillion, SD
605-622-0423

June 18, 25

River City Friday Nights, Downtown, Chamberlain, SD
605-234-4416

June 18-19

Wild Bill Days, Main Street, Deadwood, SD
605-578-1876

June 19

605 Summer Classic Beer and Music Festival, Cherapa Place, Sioux Falls, SD
605-274-1999

June 19

South Dakota Cattlemen's Foundation Prime Time Gala, Denny Sanford PREMIER Center, Sioux Falls, SD
605-945-2333

June 19-20

Aberdeen Arts in the Park, Melgaard Park, Aberdeen, SD
605-226-1557

June 25-27

Annual Main Street Arts and Crafts Festival, North River Street, Hot Springs, SD
605-440-2738

June 30-July 4

Annual Black Hills Roundup, 300 Roundup Street, Belle Fourche, SD
605-723-2010

July 2-4

Sitting Bull Stampede Rodeo, Various Locations, Mobridge, SD
605-845-2387

July 10-11

50th Annual Brookings Summer Arts Festival, West Highway 14 and 1st Avenue, Brookings, SD
605-692-2787

To have your event listed on this page, send complete information, including date, event, place and contact to your local electric cooperative. Include your name, address and daytime telephone number. Information must be submitted at least eight weeks prior to your event. Please call ahead to confirm date, time and location of event.